



Z-LINE® SERIES MR-8

High Performance Pleat

FEATURES


The Glasfloss Z-Line Series MR-8 pleated air filter introduces a new generation in pleated air filter performance. Utilizing electrostatically charged synthetic media, the Z-Line MR-8 offers significantly higher particulate efficiency than regular poly/cotton media pleated filters, with virtually no change in static pressure. In fact, the Z-Line MR-8 achieves a MERV 8 per ASHRAE 52.2 Test Standard. As a pre-filter, the Z-Line MR-8 will extend the service life of the primary filter, due to high particulate removal efficiency. The Z-Line MR-8 is available in most standard sizes and special face dimensions in 1", 2", 4" and 6" depths.

CONSTRUCTION

The Glasfloss Z-Line Series MR-8 air filter features high performing, electrostatically charged media, produced from 100% synthetic fibers. With a patented thermally bonded process, the synthetic fibers do not absorb moisture and will not support microbial growth. The media is laminated to a heavy-duty, galvanized, rust resistant metal backing that stabilizes the media during operation. The pleats are formed in a radial configuration to ensure proper dust loading. The pleated media pack is adhered to the peripheral interior of a heavy-duty, beverage board, die cut frame to prevent air bypass.

APPLICATIONS

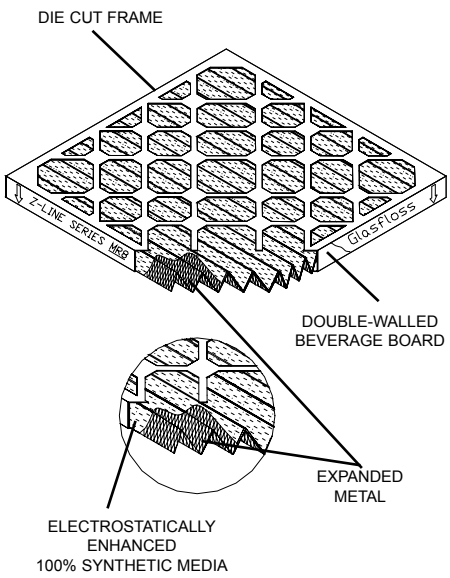
The Glasfloss Z-Line Series MR-8 is the perfect upgrade from regular filters, poly rings and standard disposable panel filters. The Glasfloss Z-Line MR-8 is ideal where previous 60% filters are too restrictive to the flow of air. Whether used as a primary or a pre-filter, the Glasfloss Z-Line MR-8 is ideal in a variety of commercial, industrial and residential applications and offers value and versatility.



- ▲
- ▼
- MERV 8
- Electrostatically Charged, 100% Synthetic Media
- Heavy-duty, Moisture Resistant Construction
- Galvanized Expanded Metal Backing
- HC Standard Size 4" and 6" Incorporate Media Separators

SPECIFICATIONS

The Glasfloss Z-Line Series MR-8 air filter shall be of the extended surface pleated media type. The media incorporates 100% synthetic fibers that are electrostatically charged. The fibers are thermally bonded and manufactured in an engineered gradient structure. An expanded metal reinforcement shall be laminated to the air leaving side of the media by a thermo-setting adhesive to maintain continuity of the radial pleats. The expanded metal shall be galvanized to resist rust and corrosion. The media shall be pleated in a tapered radial configuration. The pleated cartridge shall be bonded to the peripheral interior of the outer frame. A heavy-duty, moisture resistant beverage board shall be utilized for an encasing frame. The frame shall be internally laminated to the pleated cartridge apexes. Z-Line MR-8 filters shall be rated Class 2 under U.L. std. 900. Glasfloss Z-Line MR-8 filters shall be rated to withstand temperatures up to 180 degrees Fahrenheit. Z-Line MR-8 filters shall be rated MERV 8 when tested in accordance with the ASHRAE 52.2 Test Standard. The Z-Line MR-8 shall have an Initial Dust Spot Efficiency of 27% and shall have an Average Dust Spot Efficiency of 30% when tested in accordance with ASHRAE Standard 52.1 Test Standard.





Z-LINE[®] SERIES MR-8

High Performance Pleat

Z-LINE SERIES MR-8 STANDARD SIZE FILTERS

SIZE W x H x D NOMINAL	SIZE W x H x D EXACT	RATED VELOCITY FPM	INITIAL RESIST. IN. W.G.		MEDIA SQUARE FEET		SIZE W x H x D NOMINAL MM	RATED VELOCITY M/H	INITIAL RESIST. PASCALS	
			SC	HC	SC	HC			SC	HC
10 x 10 x 1	9-1/2 x 9 1/2 x 7/8	300	.21	.18	1.48	1.61	254 x 254 x 26	5490	52.2	44.8
10 x 20 x 1	9-1/2 x 19-1/2 x 7/8	300	.21	.18	2.47	2.67	254 x 508 x 26	5490	52.2	44.8
10 x 24 x 1	9-1/2 x 23-1/2 x 7/8	300	.21	.18	2.97	3.22	254 x 610 x 26	5490	52.2	44.8
10 x 30 x 1	9-5/8 x 29-5/8 x 7/8	300	.21	.18	4.33	4.95	254 x 762 x 26	5490	52.2	44.8
12 x 12 x 1	11 1/2 x 11 1/2 x 7/8	300	.21	.18	1.80	2.06	305 x 305 x 26	5490	52.2	44.8
12 x 20 x 1	11-1/2 x 19-1/2 x 7/8	300	.21	.18	2.88	3.29	305 x 508 x 26	5490	52.2	44.8
12 x 24 x 1	11-3/8 x 23-3/8 x 7/8	300	.21	.18	3.46	3.96	305 x 610 x 26	5490	52.2	44.8
12 x 30 x 1	11-5/8 x 30-5/8 x 7/8	300	.21	.18	4.51	5.16	305 x 762 x 26	5490	52.2	44.8
14 x 14 x 1	13-1/2 x 13-1/2 x 7/8	300	.21	.18	2.63	3.12	356 x 356 x 26	5490	52.2	44.8
14 x 20 x 1	13-1/2 x 19-1/2 x 7/8	300	.21	.18	3.29	3.91	356 x 508 x 26	5490	52.2	44.8
14 x 24 x 1	13 1/2 x 23-1/2 x 7/8	300	.21	.18	3.96	4.70	356 x 610 x 26	5490	52.2	44.8
14 x 25 x 1	13-1/2 x 24-1/2 x 7/8	300	.21	.18	4.13	4.90	356 x 635 x 26	5490	52.2	44.8
14 x 30 x 1	13 5/8 x 29 5/8 x 7/8	300	.21	.18	5.74	6.56	356 x 762 x 26	5490	52.2	44.8
15 x 20 x 1	14-1/2 x 19-1/2 x 7/8	300	.21	.18	3.70	4.11	381 x 508 x 26	5490	52.2	44.8
15 x 30 5/8 x 1	14-5/8 x 30-1/4 x 7/8	300	.21	.18	9.28	10.57	381 x 777 x 26	5490	52.2	44.8
16 x 16 x 1	15-1/2 x 15-1/2 x 7/8	300	.21	.18	3.12	3.45	406 x 406 x 26	5490	52.2	44.8
16 x 20 x 1	15-1/2 x 19-1/2 x 7/8	300	.21	.18	3.91	4.32	406 x 508 x 26	5490	52.2	44.8
16 x 24 x 1	15-1/2 x 23-1/2 x 7/8	300	.21	.18	4.70	5.20	406 x 610 x 26	5490	52.2	44.8
16 x 25 x 1	15-1/2 x 24-1/2 x 7/8	300	.21	.18	4.90	5.41	406 x 635 x 26	5490	52.2	44.8
16 x 30 x 1	15-5/8 x 29-5/8 x 7/8	300	.21	.18	5.83	6.67	406 x 762 x 26	5490	52.2	44.8
18 x 18 x 1	17-1/2 x 17-1/2 x 7/8	300	.21	.18	3.88	4.44	406 x 762 x 26	5490	52.2	44.8
18 x 20 x 1	17-1/2 x 19-1/2 x 7/8	300	.21	.18	4.32	4.94	457 x 508 x 26	5490	52.2	44.8
18 x 24 x 1	17-1/2 x 23-1/2 x 7/8	300	.21	.18	5.20	5.94	457 x 610 x 26	5490	52.2	44.8
18 x 25 x 1	17-1/2 x 24-1/2 x 7/8	300	.21	.18	5.41	6.19	457 x 635 x 26	5490	52.2	44.8
18 x 30 x 1	17-5/8 x 29-5/8 x 7/8	300	.21	.18	6.47	7.40	457 x 635 x 26	5490	52.2	44.8
20 x 20 x 1	19-1/2 x 19-1/2 x 7/8	300	.21	.18	4.73	5.55	508 x 508 x 26	5490	52.2	44.8
20 x 24 x 1	19-3/8 x 23-3/8 x 7/8	300	.21	.18	5.69	6.68	508 x 610 x 26	5490	52.2	44.8
20 x 25 x 1	19-1/2 x 24-1/2 x 7/8	300	.21	.18	5.93	6.96	508 x 635 x 26	5490	52.2	44.8
20 x 30 x 1	19-5/8 x 29-5/8 x 7/8	300	.21	.18	7.20	8.23	508 x 726 x 26	5490	52.2	44.8
22 x 22 x 1	21-1/2 x 21-1/2 x 7/8	300	.21	.18	5.89	6.57	558 x 558 x 26	5490	52.2	44.8
24 x 24 x 1	23-3/8 x 23-3/8 x 7/8	300	.21	.18	6.93	7.92	610 x 610 x 26	5490	52.2	44.8
24 x 30 x 1	23-5/8 x 29-5/8 x 7/8	300	.21	.18	8.66	9.90	610 x 762 x 26	5490	52.2	44.8
25 x 25 x 1	24-1/2 x 24-1/2 x 7/8	300	.21	.18	7.48	8.51	635 x 726 x 26	5490	52.2	44.8
10 x 20 x 2	9-1/2 x 19-1/2 x 1-3/4	500	.31	.27	3.84	6.24	254 x 508 x 51	9150	77.1	67.1
12 x 12 x 2	11-1/2 x 11-1/2 x 1-3/4	500	.31	.27	3.01	4.51	305 x 305 x 51	9150	77.1	67.1
12 x 20 x 2	11-1/2 x 19-1/2 x 1-3/4	500	.31	.27	4.80	7.20	305 x 508 x 51	9150	77.1	67.1
12 x 24 x 2	11-3/8 x 23-3/8 x 1-3/4	500	.31	.27	5.77	8.66	305 x 610 x 51	9150	77.1	67.1
14 x 20 x 2	13-1/2 x 19-1/2 x 1-3/4	500	.31	.27	5.76	8.64	356 x 508 x 51	9150	77.1	67.1
14 x 25 x 2	13-1/2 x 24-1/2 x 1-3/4	500	.31	.27	7.22	10.83	356 x 635 x 51	9150	77.1	67.1
15 x 20 x 2	14-1/2 x 19-1/2 x 1-3/4	500	.31	.27	6.24	9.12	381 x 508 x 51	9150	77.1	67.1
16 x 16 x 2	15-3/4 x 15-3/4 x 1-3/4	500	.31	.27	4.98	7.66	406 x 406 x 51	9150	77.1	67.1
16 x 20 x 2	15-1/2 x 19-1/2 x 1-3/4	500	.31	.27	6.24	9.60	406 x 508 x 51	9150	77.1	67.1
16 x 24 x 2	15-1/2 x 23-1/2 x 1-3/4	500	.31	.27	7.50	11.55	406 x 610 x 51	9150	77.1	67.1
16 x 25 x 2	15-1/2 x 24-1/2 x 1-3/4	500	.31	.27	7.82	12.03	406 x 635 x 51	9150	77.1	67.1
18 x 18 x 2	17-1/2 x 17-1/2 x 1-3/4	500	.31	.27	6.47	9.92	457 x 457 x 51	9150	77.1	67.1
18 x 20 x 2	17-1/2 x 19-1/2 x 1-3/4	500	.31	.27	7.20	11.04	457 x 610 x 51	9150	77.1	67.1
18 x 24 x 2	17-1/2 x 23-1/2 x 1-3/4	500	.31	.27	8.66	13.28	457 x 610 x 51	9150	77.1	67.1
18 x 25 x 2	17-1/2 x 24-1/2 x 1-3/4	500	.31	.27	9.02	13.84	457 x 635 x 51	9150	77.1	67.1
20 x 20 x 2	19-1/2 x 19-1/2 x 1-3/4	500	.31	.27	8.16	12.00	508 x 508 x 51	9150	77.1	67.1
20 x 24 x 2	19-3/8 x 23-3/8 x 1-3/4	500	.31	.27	9.81	14.43	508 x 610 x 51	9150	77.1	67.1
20 x 25 x 2	19-1/2 x 24-1/2 x 1-3/4	500	.31	.27	10.23	15.04	508 x 635 x 51	9150	77.1	67.1
20 x 30 x 2	19-5/8 x 29-5/8 x 1-3/4	500	.31	.27	12.00	18.24	508 x 726 x 51	9150	77.1	67.1
24 x 24 x 2	23-3/8 x 23-3/8 x 1-3/4	500	.31	.27	11.55	17.61	610 x 610 x 51	9150	77.1	67.1
25 x 25 x 2	24-1/2 x 24-1/2 x 1-3/4	500	.31	.27	12.63	18.65	635 x 635 x 51	9150	77.1	67.1

Tolerances shall be +/- 1/8" for height, width and +/- 1/16" for depth. Recommended final resistance is 1.00" w.g. All special sizes will be undersized by 1/8" unless specified otherwise.

*Utilizes four piece frame construction.

Pleats Per Lineal Foot

DEPTH	SC	HC
1"	14	16
2"	10	15
4"	9	11
6"	-	11

Media Area to Face Area Ratio

DEPTH	SC	HC
1"	1.73	1.97
2"	2.88	4.40
4"	5.56	6.80
6"	-	10.43



Z-LINE® SERIES MR-8

High Performance Pleat

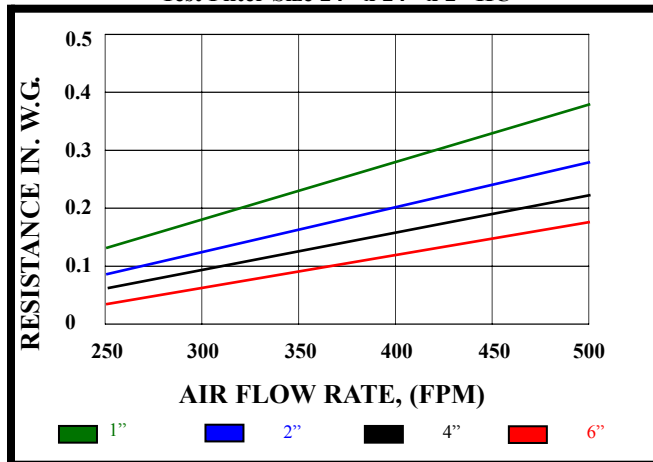
SIZE W x H x D NOMINAL	SIZE W x H x D EXACT	RATED VELOCITY FPM	INITIAL RESIST. IN. W.G.		MEDIA SQUARE FEET	
			SC	HC	SC	HC
12 x 24 x 4	11-3/8 x 23-3/8 x 3-3/4	500	.25	.22	11.13	13.61
16 x 20 x 4	15-1/2 x 19-1/2 x 3-3/4	500	.25	.22	12.34	15.43
16 x 25 x 4	15-1/2 x 24-1/2 x 3-3/4	500	.25	.22	15.47	19.34
18 x 24 x 4	17-1/2 x 23-1/2 x 3-3/4	500	.25	.22	17.32	21.03
20 x 20 x 4	19-1/2 x 19-1/2 x 3-3/4	500	.25	.22	15.43	18.52
20 x 24 x 4	19-3/8 x 23-3/8 x 3-3/4	500	.25	.22	18.55	22.27
20 x 25 x 4	19-1/2 x 24-1/2 x 3-3/4	500	.25	.22	19.34	23.20
24 x 24 x 4	23-3/8 x 23-3/8 x 3-3/4	500	.25	.22	22.27	27.21
*25 x 29 x 4	24-1/2 x 28-1/2 x 3-3/4	500	.25	.22	28.36	34.80
12 x 24 x 6	11-3/8 x 23-3/8 x 5-3/4	500	-	.17	17.07	20.86
16 x 20 x 6	15-1/2 x 19-1/2 x 5-3/4	500	-	.17	18.93	23.66
16 x 25 x 6	15-1/2 x 24-1/2 x 5-3/4	500	-	.17	23.72	29.65
18 x 24 x 6	17-1/2 x 23-1/2 x 5-3/4	500	-	.17	26.55	32.24
20 x 20 x 6	19-1/2 x 19-1/2 x 5-3/4	500	-	.17	23.66	28.39
20 x 24 x 6	19-3/8 x 23-3/8 x 5-3/4	500	-	.17	28.45	34.14
20 x 25 x 6	19-1/2 x 24-1/2 x 5-3/4	500	-	.17	29.65	35.58
24 x 24 x 6	23-3/8 x 23-3/8 x 5-3/4	500	-	.17	34.14	41.73

SIZE W x H x D NOMINAL MM	RATED VELOCITY M/H	INITIAL RESIST. PASCALS	
		SC	HC
305 x 610 x 102	9150	62.2	54.7
406 x 508 x 102	9150	62.2	54.7
406 x 635 x 102	9150	62.2	54.7
457 x 610 x 102	9150	62.2	54.7
508 x 508 x 102	9150	62.2	54.7
508 x 610 x 102	9150	62.2	54.7
508 x 635 x 102	9150	62.2	54.7
610 x 610 x 102	9150	62.2	54.7
635 x 737 x 102	9150	62.2	54.7
305 x 610 x 152	9150	-	42.3
406 x 508 x 152	9150	-	42.3
406 x 635 x 152	9150	-	42.3
457 x 610 x 152	9150	-	42.3
508 x 508 x 152	9150	-	42.3
508 x 610 x 152	9150	-	42.3
508 x 635 x 152	9150	-	42.3
610 x 610 x 152	9150	-	42.3

Tolerances shall be +/- 1/8" for height, width and +/- 1/16" for depth. Recommended final resistance is 1.00" w.g. All special sizes will be undersized by 1/8" unless specified otherwise.
*Utilizes four piece frame construction.

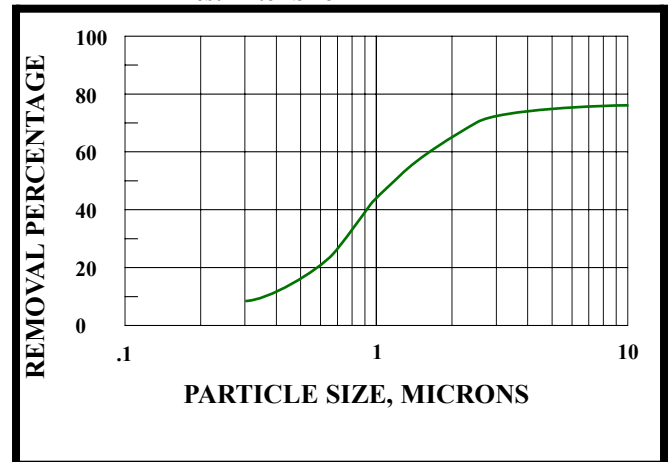
STANDARD PRESSURE DROP

Test Filter Size 24" x 24" x 2" HC



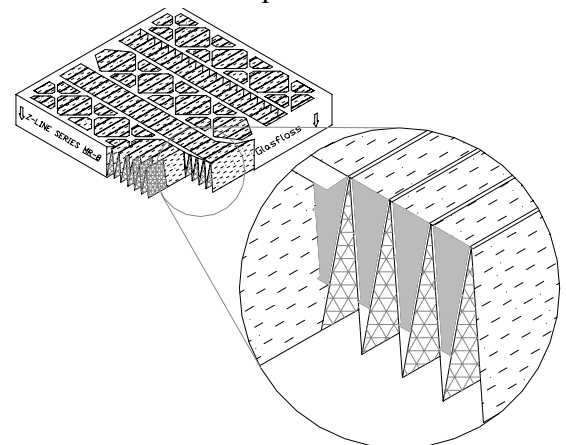
MINIMUM PARTICLE SIZE EFFICIENCY

Test Filter Size 24" x 24" x 2"



The Glasfloss Z-Line Series MR-8 achieves high filtration performance with low initial pressure drop. Many filters gradually become more efficient as the filter gets loaded with dust, but the Z-Line MR-8 generates high initial and sustained efficiency from the minute the system is started. This efficiency is made possible by continuous fibers that are electrostatically charged. The Z-Line MR-8 incorporates thermally bonded, 100% synthetic fibers that do not absorb moisture and will not support microbial growth. The continuous charged fibers are engineered in a gradient structure that supports depth loading of particles and high dust holding capacity. Z-Line MR-8 filters are used in a variety of installations from pre-filter for high efficiency filters to primary filters. The Z-Line MR-8 is offered in standard and special size face dimensions in 1", 2", 4", and 6" depths and are rated Class 2 under U.L. std. High Capacity standard sizes of 4" and 6" filters shall incorporate media separators.

High Capacity 4" & 6" MR-8 Incorporates Media Separators





Z-LINE[®] SERIES MR-8

High Performance Pleat



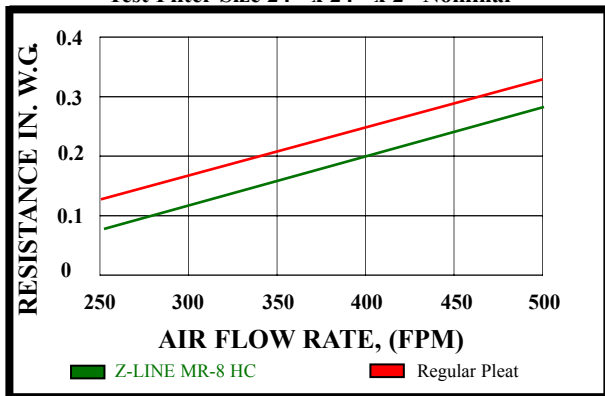
Z-LINE SERIES MR-8 FEATURES

- MERV 8
- Electrostatically Charged Fibers Increase Initial Efficiency
- Low Pressure Drop
- High Dust Holding Capacity
- Thermally Bonded, 100% Synthetic Fibers
- Media Will Not Support Microbial Growth
- Ideal Upgrade From Regular Pleats, Poly Panels & Disposable Filters
- Excellent Pre-filter or Primary Filter
- Wide Range of Standard & Special Sizes

Comparison of Glasfloss Z-Line Series MR-8 Pleat to a Regular Pleat

STANDARD PRESSURE DROP

Test Filter Size 24" x 24" x 2" Nominal



MINIMUM PARTICLE SIZE EFFICIENCY

Test Filter Size 24" x 24" x 2" Nominal

