



PURACELL V

Mini-Pleat Series

FEATURES


The unique design of the Glasfloss Puracell V Mini-Pleat filter offers high efficiency particulate removal, extended service life and extremely low resistance to air flow. The combination of these key features offers higher performance and lower operating costs than traditional rigid cell and box style filters. The Puracell V Series is available in box or header style, from medium to high ASHRAE efficiency ranges and in most common face dimensions.

CONSTRUCTION

The Puracell V Mini-Pleat utilizes nominal 1" mini-pleat packs, which provide approximately 200 square feet of filter surface area in a 24" x 24" x 12" size. The packs are strategically placed and bonded in a heavy-duty, galvanized steel enclosure to prevent air bypass. The steel enclosure provides a rigid holding frame for the mini-pleat packs, as well as protects the packs from possible damage due to shipping or mishandling. The water repellent, high efficiency, microfiber media resists bacteria and mold growth.

APPLICATIONS

The Puracell V Mini-Pleat Series is ideal for a variety of applications including hospitals, office buildings, manufacturing plants and micro-electronic component assembly. The Puracell V is a direct replacement for traditional 12" rigid cell box style filters and requires no modification to the existing system.

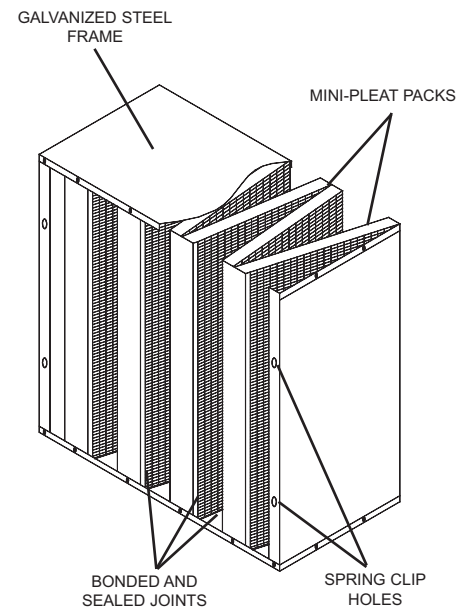


- Compact Design for Maximum Air Flow
- High Efficiency Microfiber
- Low Resistance = Energy Savings
- Moisture Resistant Construction

SPECIFICATIONS

The Puracell V shall utilize multiple mini-pleat media packs which allow low resistance to air flow and long service life. The media shall be water resistant, inorganic, wet laid glass microfiber. The Puracell V media packs are constructed by pleating a continuous sheet of media. The pleats are separated by a uniform glue bead that produces low pressure drop while maximizing the filtration area. The media packs are resistant to moisture and do not support the growth of bacteria and mold. The media packs are completely sealed and bonded within the heavy-duty 26 gauge galvanized steel frame. An optional peripheral header design is available. The air entering side of the Puracell V filter frame shall incorporate four holes to insert spring clips from a holding frame device. The filter shall be rated to withstand temperatures up to 180 degrees Fahrenheit. Recommended final resistance for Puracell V filters is 2.0" w.g.

Efficiency	60-65%	90-95%
MERV	11	14





[PURACELL V]

Mini-Pleat Series

PURACELL V SERIES

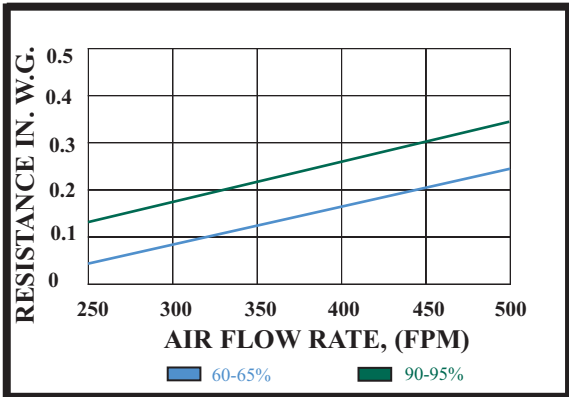
BASE MODEL NUMBER	SIZE W x H x D NOMINAL	SIZE W x H x D EXACT	RATED VELOCITY FPM	INITIAL RESIST. IN. W.G.	FINAL RESIST. IN. W.G.	MEDIA SQUARE FEET	SIZE W x H x D NOMINAL MM
90-95% Efficiency - MERV 14							
2424B3	24 x 24 x 12	23-3/8" x 23-3/8" x 11-1/2"	500	.34	2.0	211.23	610 x 610 x 305
2024B3	20 x 24 x 12	19-3/8" x 23-3/8" x 11-1/2"	500	.34	2.0	158.42	508 x 610 x 305
2020B3	20 x 20 x 12	19-3/8" x 19-3/8" x 11-1/2"	500	.34	2.0	131.88	508 x 508 x 305
1824B3	18 x 24 x 12	17-3/8" x 23-3/8" x 11-1/2"	500	.34	2.0	158.42	457 x 610 x 305
1224B3	12 x 24 x 12	11-3/8" x 23-3/8" x 11-1/2"	500	.34	2.0	105.61	305 x 610 x 305
60-65% Efficiency - MERV 11							
2424B1	24 x 24 x 12	23-3/8" x 23-3/8" x 11-1/2"	500	.26	2.0	211.23	610 x 610 x 305
2024B1	20 x 24 x 12	19-3/8" x 23-3/8" x 11-1/2"	500	.26	2.0	158.42	508 x 610 x 305
2020B1	20 x 20 x 12	19-3/8" x 19-3/8" x 11-1/2"	500	.26	2.0	131.88	508 x 508 x 305
1824B1	18 x 24 x 12	17-3/8" x 23-3/8" x 11-1/2"	500	.26	2.0	158.42	457 x 610 x 305
1224B1	12 x 24 x 12	11-3/8" x 23-3/8" x 11-1/2"	500	.26	2.0	105.61	305 x 610 x 305

Tolerances shall be +/- 1/16" for height, width and depth. The frame depth shall not exceed 5-7/8" and 11-1/2". Performance values based on ASHRAE and in-house testing methods.

PART NUMBER CONFIGURATION

PREFIX	FRAME STYLE	FILTER FACE SIZE	EFFICIENCY	GASKET LOCATION
<div style="border: 1px solid black; width: 20px; height: 20px; margin: 0 auto;"></div> <p>PUV</p>	<div style="border: 1px solid black; width: 20px; height: 20px; margin: 0 auto;"></div> <p>B = Box H = Header</p>	<div style="border: 1px solid black; width: 20px; height: 20px; margin: 0 auto;"></div> <p>NUMERICAL SIZE OF FILTER i.e 2424</p>	<div style="border: 1px solid black; width: 20px; height: 20px; margin: 0 auto;"></div> <p>B1 = 60-65% B3 = 90-95%</p>	<div style="border: 1px solid black; width: 20px; height: 20px; margin: 0 auto;"></div> <p>O = NO GASKET BOX STYLE A = AIR EXIT B = AIR ENTRY C = AIR ENTRY/EXIT D = SIDE LOAD SINGLE HEADER E = AIR ENTRY/EXIT F = AIR ENTRY H = AIR EXIT J = SIDE LOAD S = ONE VERTICAL SIDE</p>

STANDARD PRESSURE DROP
Test Filter Size 24" x 24" x 12" Nominal



MINIMUM PARTICLE SIZE EFFICIENCY
Test Filter Size 24" x 24" x 12" Nominal

