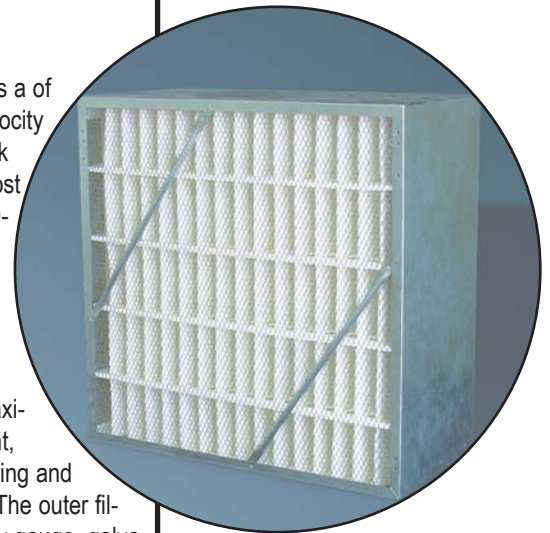




Z-PAK GT
Gas Turbine Series



FEATURES

Glasfloss Z-Pak GT filters are designed to withstand the rigors of a gas turbine engine, centrifugal compressor and other high velocity applications. Heavy-duty face grills and additional media pack reinforcements ensure the integrity of the filters under the most demanding conditions. Efficiency ranges include: 60-65%, 80-85% and 90-95%. Z-Pak GT filters are available in 12" depth in most standard size dimensions in box style construction.

CONSTRUCTION

Glasfloss Z-Pak GT filters incorporate 100% synthetic media. The filters utilize controlled media spacing, which ensures maximum air flow with minimal resistance factors. Flame retardant, injection molded pleat stabilizers are installed on the air entering and air leaving sides of the filter to ensure proper pleat spacing. The outer filter enclosure is bonded to the media pack and made of heavy gauge, galvanized steel. Additionally, metal face guards and diagonal, galvanized steel reinforcing struts are attached to the frame to further enhance the filter's integrity.

APPLICATIONS

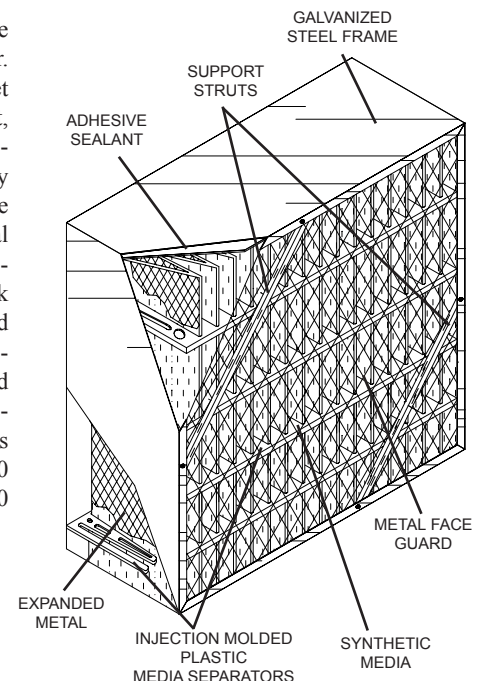
Glasfloss Z-Pak GT filters are ideally suited for demanding gas turbine and centrifugal compressor applications. In addition, Z-Pak GT filters can be used in high velocity HVAC applications where filters with an extra measure of durability and performance are required.

- Heavy-duty Construction for Gas Turbine Applications
- Synthetic Media for Extra Durability and Moisture Resistance
- Injection Molded Pleat Separators
- Extra Durability for Demanding HVAC Applications

SPECIFICATIONS

Glasfloss Z-Pak GT Series frame shall be a rigid construction of 26 gauge galvanized steel. The media shall be a high density, 100% synthetic fiber. The filter media pack shall be constructed by pleating a continuous sheet of media into uniform spaced pleats that are separated by flame retardant, injection molded plastic media separators. There shall be four media separators on the air entering and five on the air exiting side. A heavy-duty expanded metal reinforcement shall be laminated to the air exit side of the media by a thermo-setting adhesive to maintain continuity of the radial pleats. The expanded metal shall be galvanized to resist rust and corrosion. Metal vertical brackets shall be utilized to stabilize the media pack and prevent air bypass. An expanded metal reinforcement face guard is on the air entering and air leaving sides of the frame to insure filter integrity and increase rigidity. The pleated media ends are adhered to the top and bottom of the metal frame with an adhesive sealant to prevent air bypass. Gasket material, 3/4" in width and 1/4" in thickness, is optional. The filter shall be rated to withstand temperatures up to 180 degrees Fahrenheit. The filters shall be rated Class 2 under U. L. Std. 900 and withstand up to 8 in. w.g. in an "Air Filter Breaching Test."

Efficiency	60-65%	80-85%	90-95%
MERV	11	13	14





[Z-PAK GT]

Gas Turbine Series

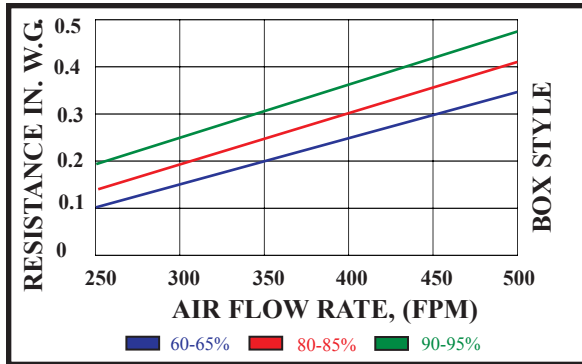
Z-PAK GT

MODEL NUMBER	SIZE W x H x D NOMINAL	SIZE W x H x D EXACT	RATED VELOCITY FPM	INITIAL RESIST. IN. W.G.	FINAL RESIST. IN. W.G.	MEDIA SQUARE FEET	WEIGHT (lbs.)
90-95% Efficiency - MERV 14							
ZPS24241295BOGT	24 X 24 X 12	23-3/8 X 23-3/8 X 11-1/2	500	.48	1.50	58.33	20
ZPS12241295BOGT	12 X 24 X 12	11-3/8 X 23-3/8 X 11-1/2	500	.48	1.50	29.17	14
ZPS2424695BOGT	24 X 24 X 6	23-3/8 X 23-3/8 X 5-7/8	250	.26	1.50	26.39	11
ZPS1224695BOGT	12 X 24 X 6	11-3/8 X 23-3/8 X 5-7/8	250	.26	1.50	13.20	8
80-85% Efficiency - MERV 13							
ZPS24241285BOGT	24 X 24 X 12	23-3/8 X 23-3/8 X 11-1/2	500	.41	1.50	58.33	20
ZPS12241285BOGT	12 X 24 X 12	11-3/8 X 23-3/8 X 11-1/2	500	.41	1.50	29.17	14
ZPS2424685BOGT	24 X 24 X 6	23-3/8 X 23-3/8 X 5-7/8	250	.23	1.50	26.39	11
ZPS1224685BOGT	12 X 24 X 6	11-3/8 X 23-3/8 X 5-7/8	250	.23	1.50	13.20	8
60-65% Efficiency - MERV 11							
ZPS24241265BOGT	24 X 24 X 12	23-3/8 X 23-3/8 X 11-1/2	500	.34	1.50	58.33	20
ZPS12241265BOGT	12 X 24 X 12	11-3/8 X 23-3/8 X 11-1/2	500	.34	1.50	29.17	14
ZPS2424665BOGT	24 X 24 X 6	23-3/8 X 23-3/8 X 5-7/8	250	.17	1.50	26.39	11
ZPS1224665BOGT	12 X 24 X 6	11-3/8 X 23-3/8 X 5-7/8	250	.17	1.50	13.20	8

* Model Number represents a non-gasketed filter.

STANDARD PRESSURE DROP

Test Filter Size 24" x 24" x 12" Nominal



MINIMUM PARTICLE SIZE EFFICIENCY

Test Filter Size 24" x 24" x 12" Nominal

